



2020 Human Rights and Gender Equality legal • compulsory Education Blackboard Instruction [Faculty]

Contents

1.Notice

2.How to start the course on Blackboard

(1)How to enroll on the course

(2)How to start education video clips

3.How to take a quiz

4.How to confirm your course completion ★

5.How to print a course certificate

1. Notice

1. Duration and Subjects of the course

Duration: from 6th MAY to 11:59pm, 26th February 2020

★'[Step3] Confirmation Course Completion' should be done till the end of the period above to be registered on KU Portal as completing this course

Subjects: Undergraduate students, general graduate school students, Law school students , professors, and other instructors

2. Course procedures

[Step1] watch all 7 video clips

[Step2] take a quiz and get a full score of 70

[Step3] click 'Confirmation Course Completion' and log in KU Portal

★You will not be shown as completing this course on university system when you do not proceed till [Step3]

3. How to check your course completion on KU Portal (available on Portal in Korean language)

Students: KU Portal > 수업 > 교육이수현황조회

Professors: KU Portal > 인사/급여 > KU온라인교육이수현황



1. 공지사항

4. Contents of the course video (Student)

Video clip 1: The University and Human Rights (7' 59")

Video clip 2: Human Rights Education (28' 40")

Video clip 3: Gender Violence (19' 46")

Video clip 4 : Sexual Harassment and Violence (20' 02")

Video clip 5: Domestic Violence (20' 41")

Video clip 6 : Sex Trafficking (26' 16")

Video clip 7 : Closing(17' 47")


5. Inquiry

Human Right Center Education Department, humanrights@korea.ac.kr
/ 02-3290-2843

2. How to start the course on Blackboard

(1) How to enroll on the course

- Sign in to Blackboard (<https://kulms.korea.ac.kr>) with your KU Portal ID/ PW



2. How to start the course on Blackboard

(1) How to enroll on the course

- ① Click '안내페이지' > ② Click '2020 법정 의무교육 및 교내권장 교육 00분반'
-You can enroll on the course anytime from 6th May 2020 till 31st December 2020
-You need to enroll only one class

The screenshot displays the Korea University LMS homepage. On the left, a dark red sidebar contains a menu with icons and text. The first item, '안내 페이지' (Guide Page), is circled in red and labeled with a circled '1'. Below it are '공지사항' (Notice), '활동 스트림' (Activity Stream), '코스' (Course), '커뮤니티' (Community), '캘린더' (Calendar), '메시지' (Message), '성적' (Grade), and '도움' (Help). The main content area features a large banner with the Korea University LMS logo and a tiger mascot. Below the banner, the text '2020 법정 의무 및 교내권장 교육(교원)' is visible. A large image of the university campus is shown. To the right of the campus image, a box contains the text '2020 법정 의무 및 교내권장 교육-01분반 등록', which is circled in red and labeled with a circled '2'. A help icon (?) is located in the bottom right corner.

2. How to start the course on Blackboard

(1) How to enroll on the course

- ① Click '확인'

[학생] 2020 법정 의무 및 교내권장 교육 - 01분반 자가 등록

자가 등록

코스에 등록: [학생] 2020 법정 의무 및 교내권장 교육 - 01분반 (20201RKUOE00101)

교수자: .강지영

설명:

카테고리: 교육학:고등교육

1

확인

- ② Click '뒤로'

자가 등록

성공: 2018421108이(가) [학생] 2020 법정 의무 및 교내권장 교육 - 01분반(20201RKUOE00101)에 등록했습니다. 코스에서 계속 작업하려면 뒤로를 누른 후 코스 활동을 진행하십시오.
2020년 5월 6일 수요일 오후 12시 05분 16초 KST

2

← 뒤로

2. How to start the course on Blackboard

(2) How to start education video clips

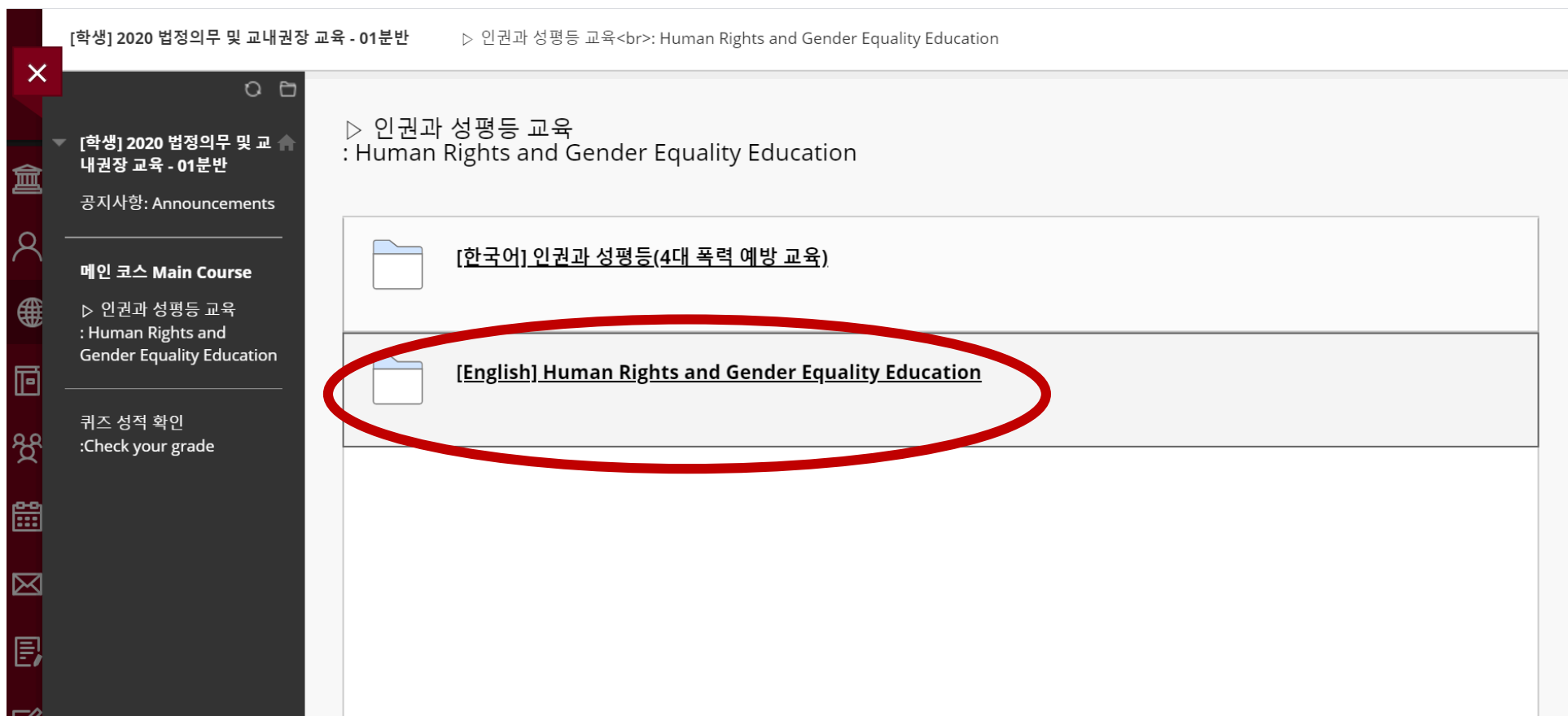
- Main course > Click ▷ 인권과 성평등 교육 : Human Rights and Gender Equality Education

The screenshot displays the Blackboard LMS interface. On the left, a dark navigation menu is visible. The '메인 코스 Main Course' section is highlighted with a red oval, and a black arrow points to the '▷ 인권과 성평등 교육 : Human Rights and Gender Equality Education' option. The main content area features a large banner for 'KOREA UNIVERSITY 고려대학교' with the text '법정의무 및 교내권장 교육 The Statutory Compulsory Education and Recommended Education'. The banner background shows a wide view of the university's campus with green lawns and buildings. At the bottom of the page, there are tabs for '시스템' (System) and '코스' (Course), and a section titled '공지 사항' (Notice).

2. How to start the course on Blackboard

(2) How to start education video clips

- Click [English] Human Rights and Gender Equality Education



2. How to start the course on Blackboard

(2) How to start education video clips

● Please be aware of [Notice], and scroll down

The screenshot shows the Blackboard LMS interface. On the left is a dark sidebar with navigation icons and text. The main content area on the right displays the course title and a notice.

Left Sidebar:

- [X] [학생] 2020 법정 의무 및 교내권장 교육 - 01분반
- 공지사항: Announcements
- 메인 코스 Main Course
 - ▷ 인권과 성평등 교육 : Human Rights and Gender Equality Education
- 퀴즈 성적 확인 : Check your grade

Top Navigation:

- ▷ 인권과 성평등 교육 : Human Rights and Gender Equality Education [English] Human Rights and Gender Equality Education

Main Content Area:

[English] Human Rights and Gender Equality Education

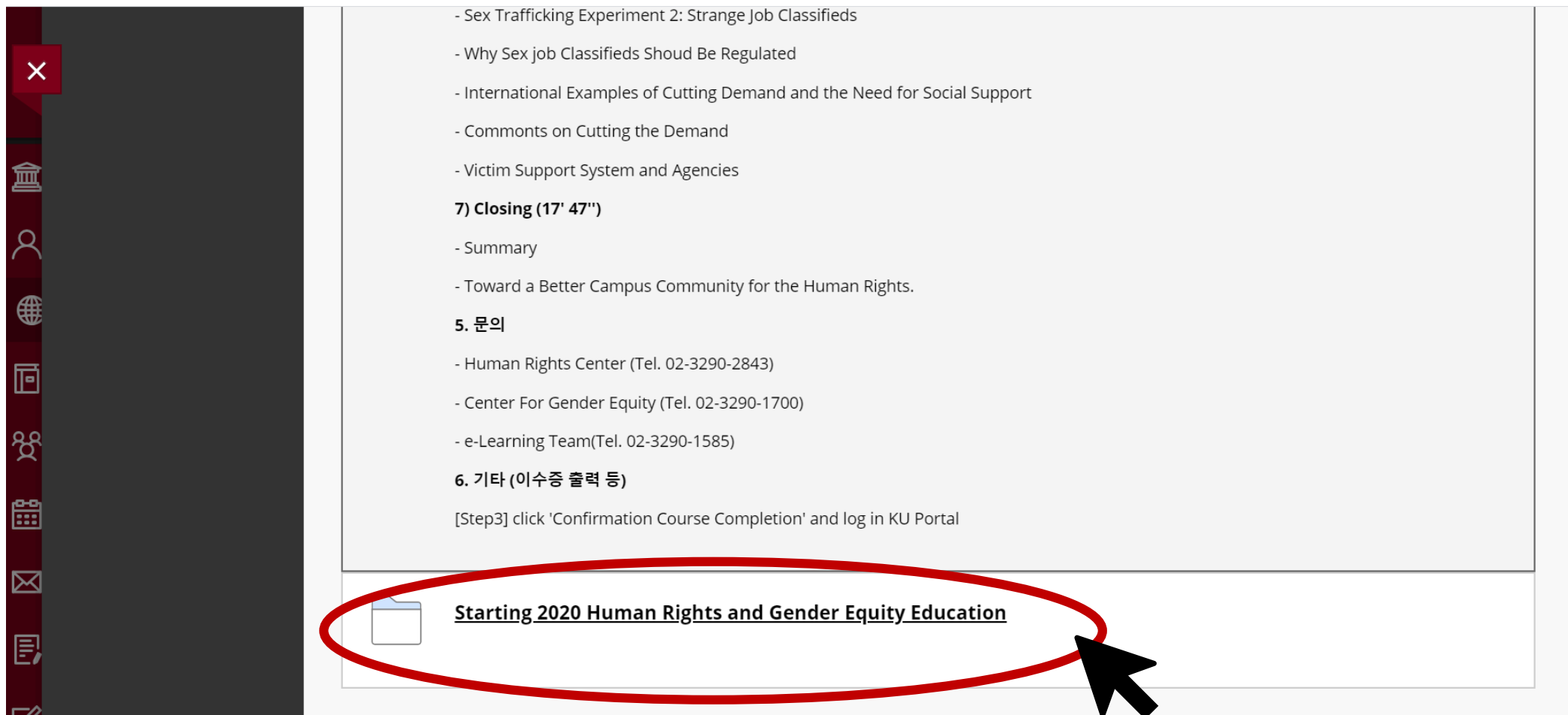
[Notice] 2020 Human Rights and Gender Equality Education

- 1. 교육명**
2020 Human Rights and Gender Equity Legal • Compulsory Education
- 2. 교육대상**
Student and Faculty
- 3. 교육내용 (교육목적, 법적근거 포함)**
Purpose
 - KU has provided Human Rights and Gender Equity Education to all members of KU since 2017 to enhance human rights sensitivity and the perception of gender equity.
 - To make a safe and gender-equal working environment through the establishment of a mutually respected workplace culture
 Legal Basis
 - 남녀고용평등과 일·가정 양립지원에 관한 법률 제13조 (직장 내 성희롱 예방 교육 등)
 - 양성평등기본법 제30조 (성폭력·가정폭력·성매매 범죄의 예방 및 성희롱 방지)

2. How to start the course on Blackboard

(2) How to start education video clips

- Click 'Starting 2020 Human Rights and Gender Equality Education'



The screenshot shows a Blackboard course interface. On the left is a dark sidebar with a vertical list of icons: a red 'X' in a square, a building, a person, a globe, a calendar, a group of people, a calendar, an envelope, a document, and a folder. The main content area is light gray and contains a list of topics:

- Sex Trafficking Experiment 2: Strange Job Classifieds
- Why Sex job Classifieds Should Be Regulated
- International Examples of Cutting Demand and the Need for Social Support
- Comments on Cutting the Demand
- Victim Support System and Agencies
- 7) Closing (17' 47")**
- Summary
- Toward a Better Campus Community for the Human Rights.
- 5. 문의**
- Human Rights Center (Tel. 02-3290-2843)
- Center For Gender Equity (Tel. 02-3290-1700)
- e-Learning Team(Tel. 02-3290-1585)
- 6. 기타 (이수증 출력 등)**

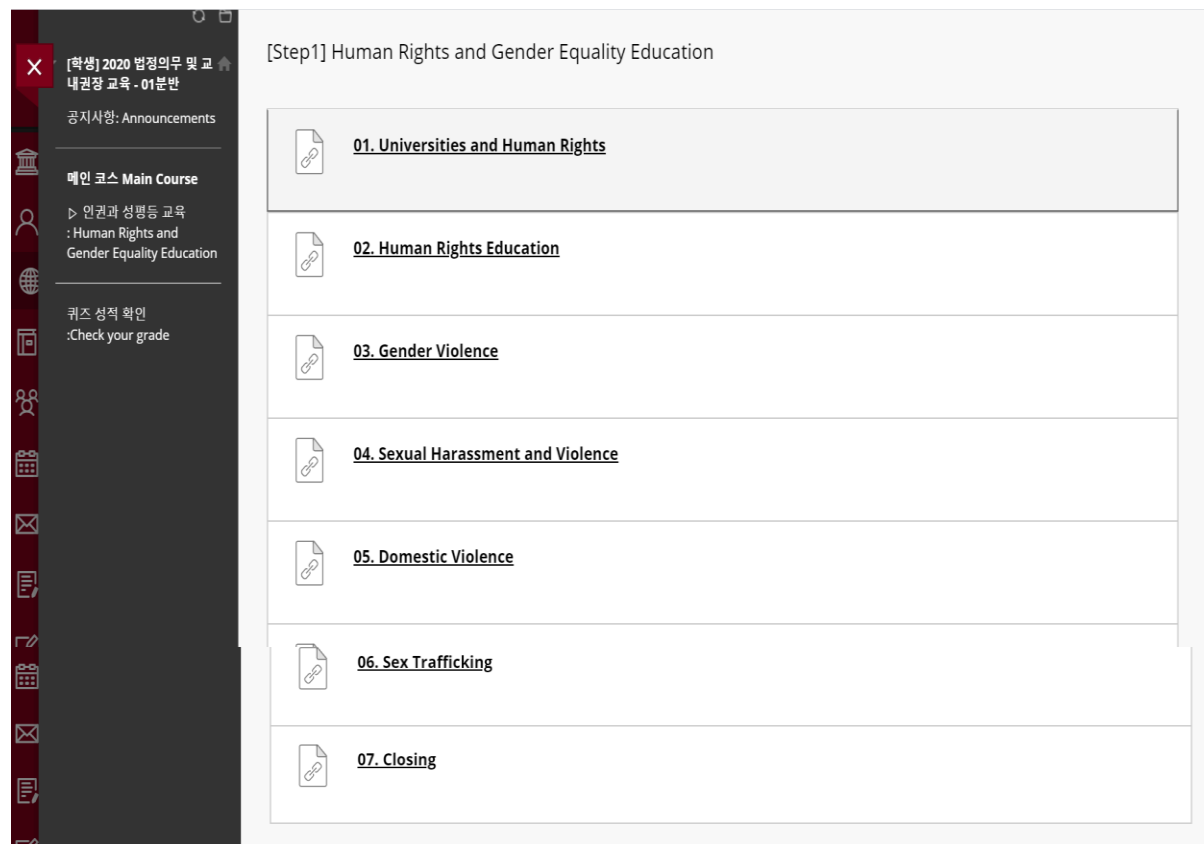
[Step3] click 'Confirmation Course Completion' and log in KU Portal

At the bottom of the main content area, there is a link: [Starting 2020 Human Rights and Gender Equity Education](#). This link is circled in red, and a black mouse cursor arrow points to it.

2. How to start the course on Blackboard

(2) How to start education video clips

- Please be aware of 'Course Guidance', and click the first video clip
'[Step1] 01. University and Human Rights' to play



The screenshot displays the Blackboard course interface. On the left is a dark sidebar with navigation icons and text. The main content area on the right is titled '[Step1] Human Rights and Gender Equality Education' and contains a list of seven video clips, each with a document icon and a link symbol.

Left Sidebar:

- [학생] 2020 법령의무 및 교내권장 교육 - 01분반
- 공지사항: Announcements
- 메인 코스 Main Course
 - ▶ 인권과 성평등 교육 : Human Rights and Gender Equality Education
- 퀴즈 성적 확인 : Check your grade

Main Content Area:

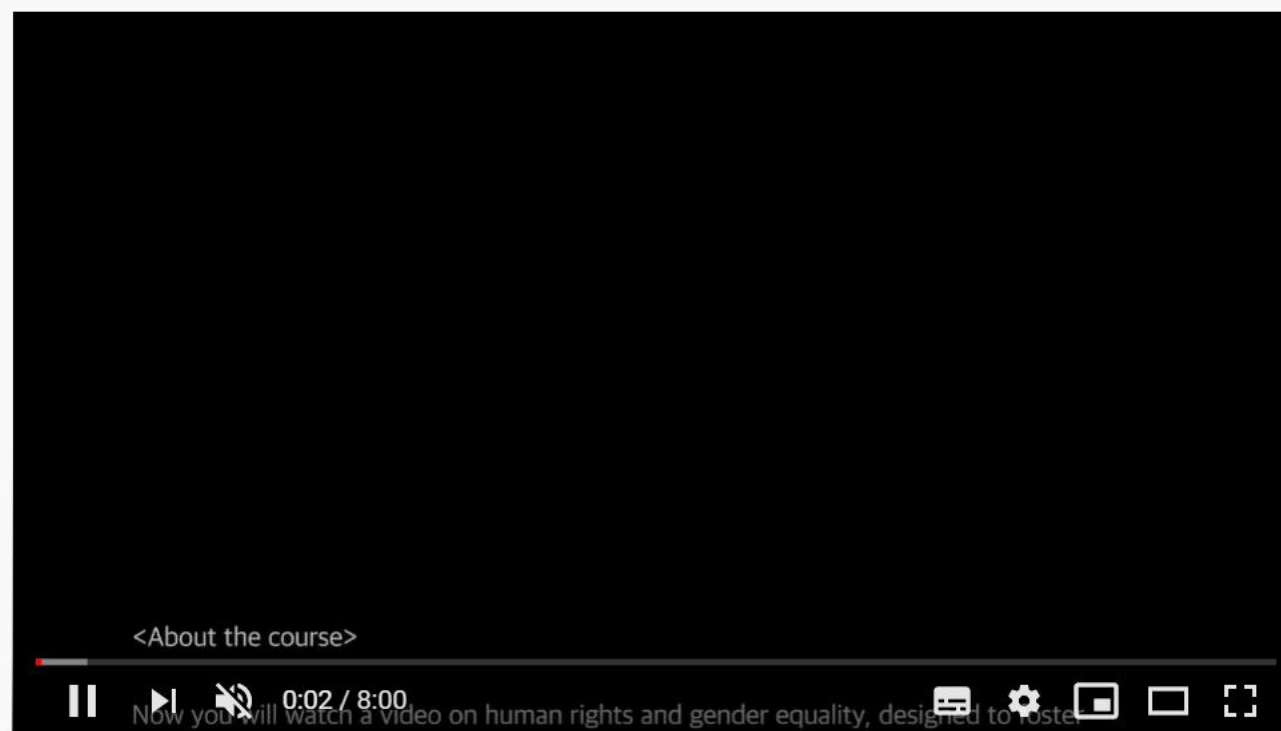
[Step1] Human Rights and Gender Equality Education

- 01. Universities and Human Rights
- 02. Human Rights Education
- 03. Gender Violence
- 04. Sexual Harassment and Violence
- 05. Domestic Violence
- 06. Sex Trafficking
- 07. Closing

2. How to start the course on Blackboard

(2) How to start education video clips

- You must watch all videos 1 to 7



01 Universities and Human Rights

일부 공개

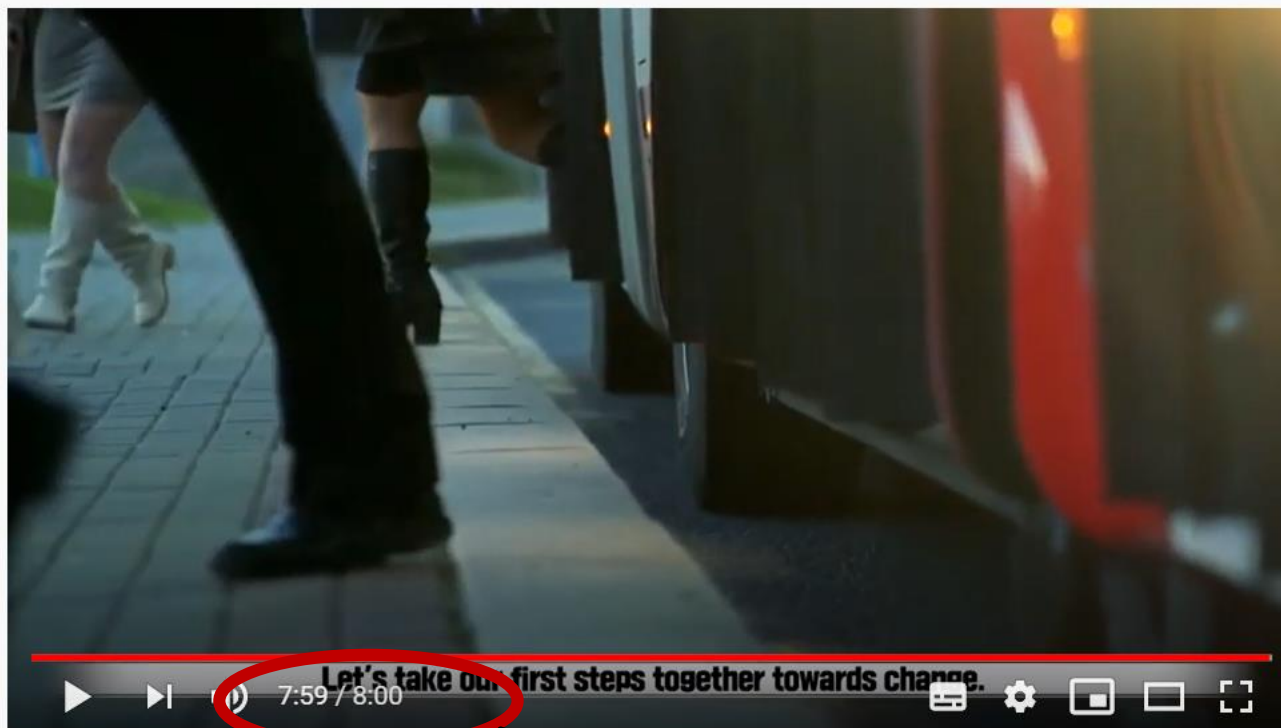
조회수 3회 • 2020. 5. 5.

좋아요 싫어요 공유 저장 ...

2. How to start the course on Blackboard

(2) How to start education video clips

- You must watch all videos 1 to 7

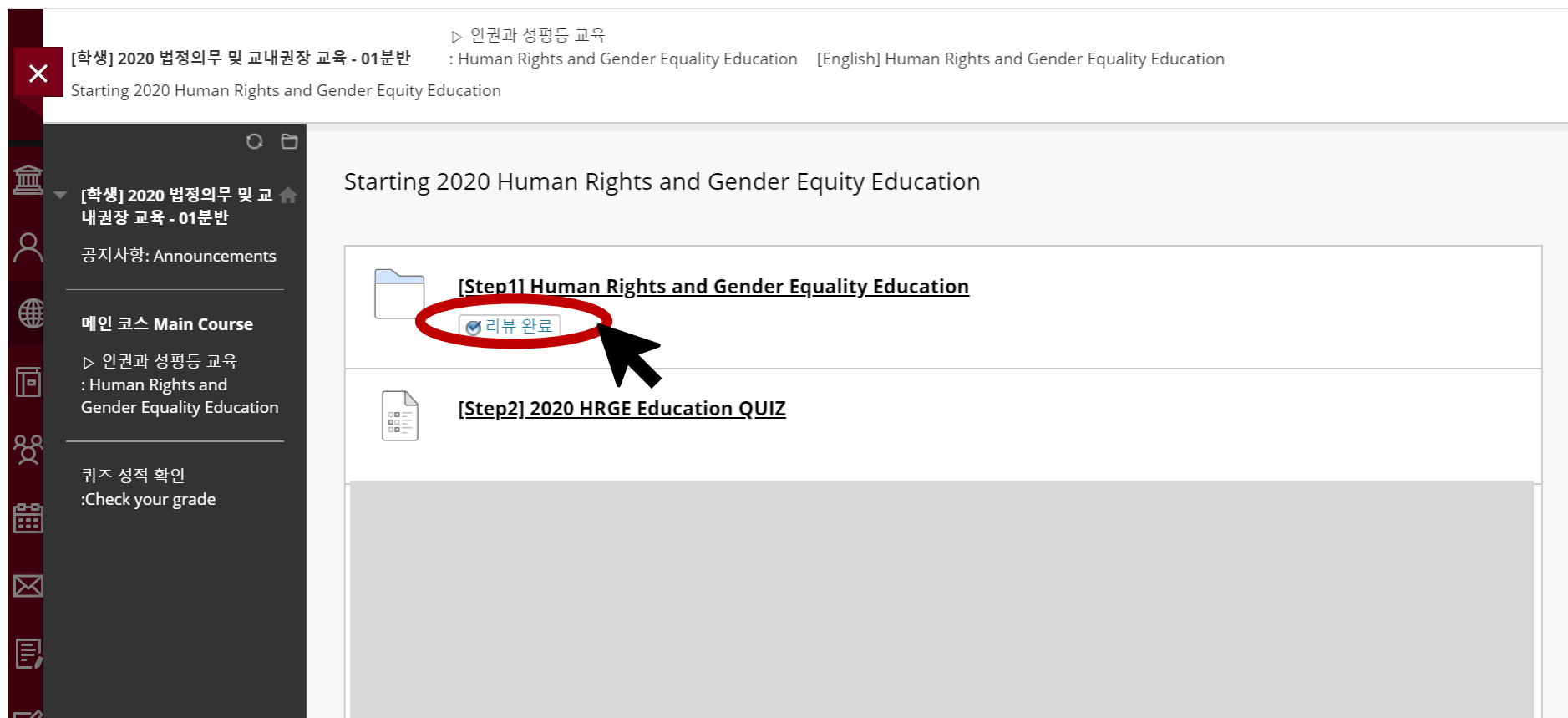


01 Universities and Human Rights

일부 공개

3. How to take a quiz

● Click “리뷰완료시 체크” > Change “리뷰완료” > You can see [step2] 2020 HRGE Education QUIZ



[학생] 2020 법정 의무 및 교내권장 교육 - 01분반

Starting 2020 Human Rights and Gender Equity Education

인권과 성평등 교육
: Human Rights and Gender Equality Education [English] Human Rights and Gender Equality Education

Starting 2020 Human Rights and Gender Equity Education

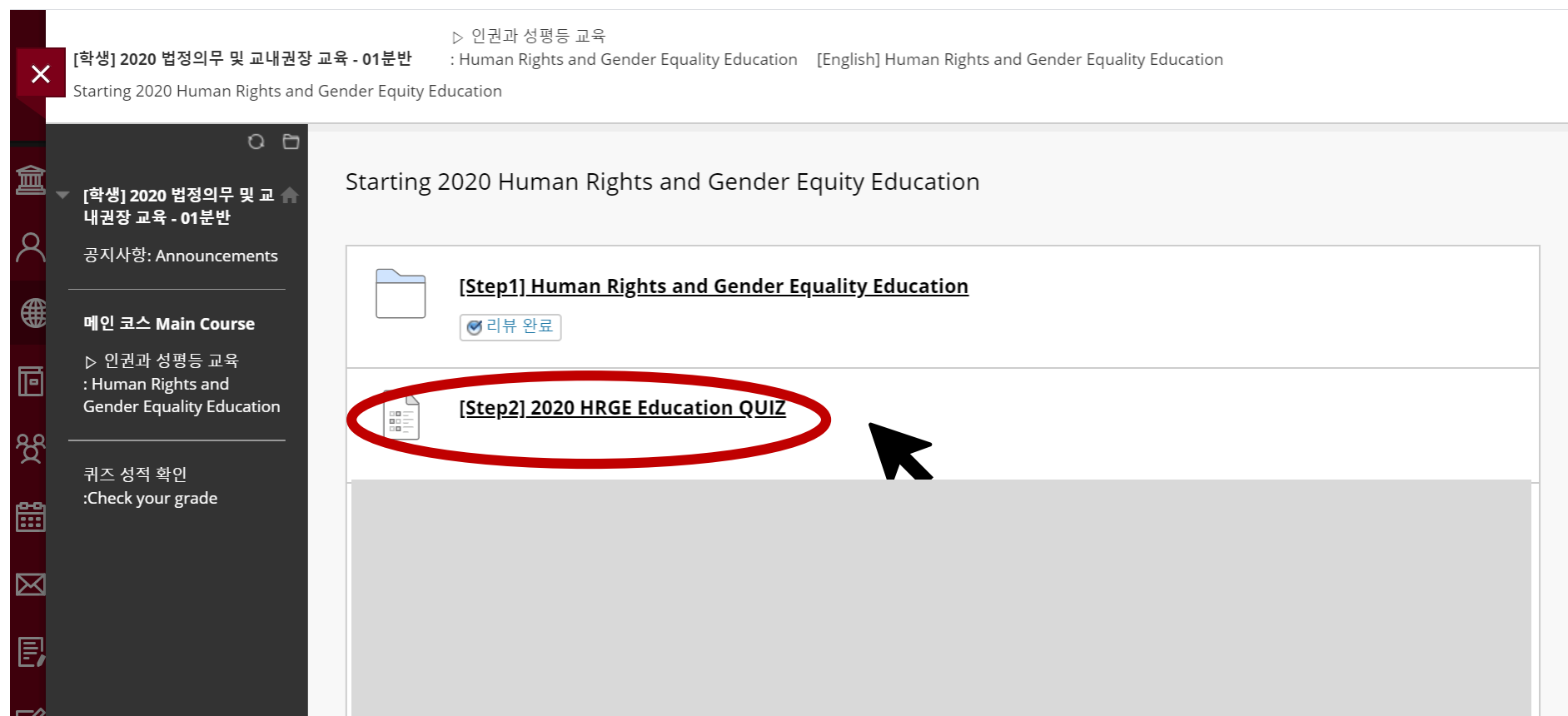
[Step1] Human Rights and Gender Equality Education

리뷰 완료

[Step2] 2020 HRGE Education QUIZ

3. How to take a quiz

●Click “ [step2] 2020 HRGE Education QUIZ”



The screenshot displays the 'Starting 2020 Human Rights and Gender Equity Education' portal. On the left is a dark sidebar with navigation icons and text. The main content area shows two steps: Step 1 (Human Rights and Gender Equality Education) and Step 2 (2020 HRGE Education QUIZ). Step 2 is highlighted with a red circle and a mouse cursor points to it.

Left Sidebar:

- [학생] 2020 법정 의무 및 교내권장 교육 - 01분반
- 공지사항: Announcements
- 메인 코스 Main Course
 - ▷ 인권과 성평등 교육 : Human Rights and Gender Equality Education
- 퀴즈 성적 확인 : Check your grade

Main Content Area:

Starting 2020 Human Rights and Gender Equity Education

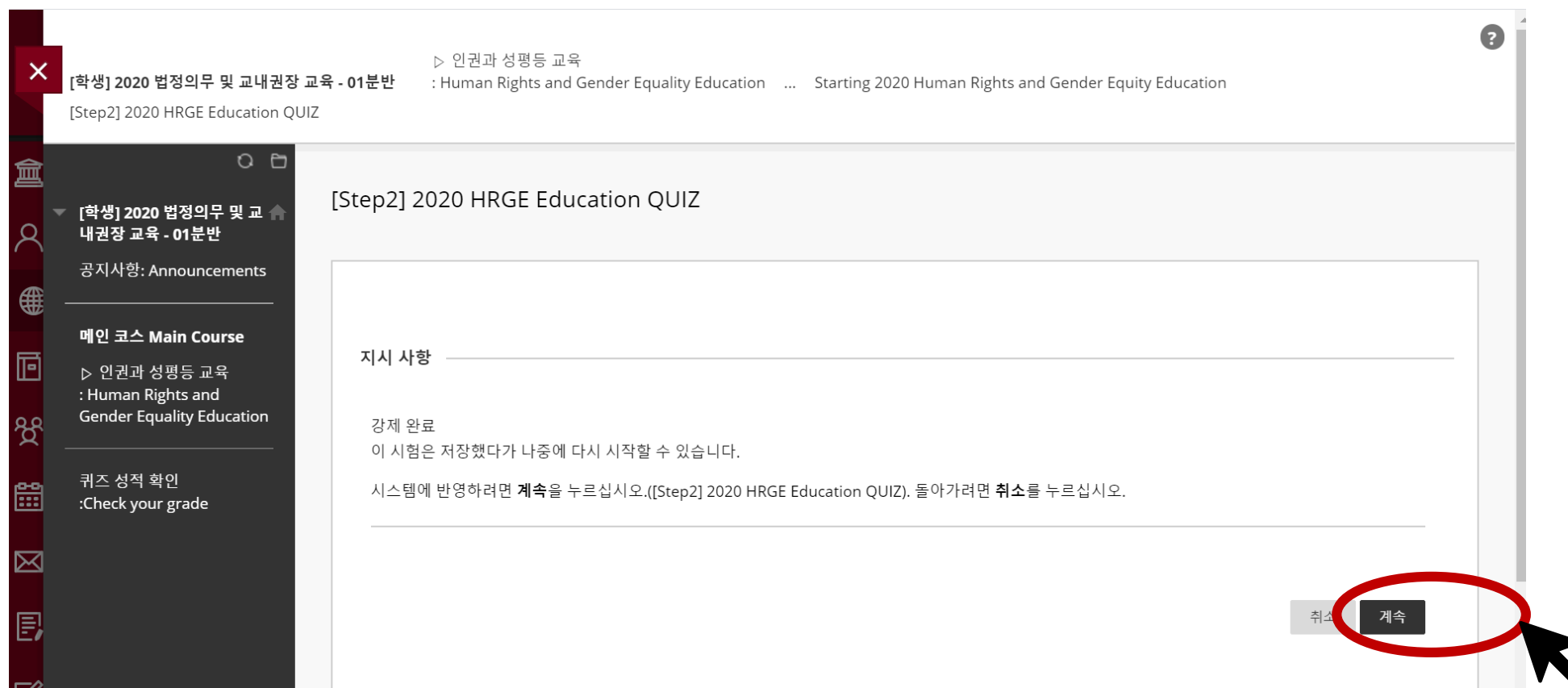
[Step1] Human Rights and Gender Equality Education

[리뷰 완료](#)

[Step2] 2020 HRGE Education QUIZ

3. How to take a quiz

●Click “계속”



[X] [학생] 2020 법정 의무 및 교내권장 교육 - 01분반 : 인권과 성평등 교육 ... Starting 2020 Human Rights and Gender Equity Education

[Step2] 2020 HRGE Education QUIZ

[학생] 2020 법정 의무 및 교내권장 교육 - 01분반

공지사항: Announcements

메인 코스 Main Course

▷ 인권과 성평등 교육 : Human Rights and Gender Equality Education

퀴즈 성적 확인 : Check your grade

[Step2] 2020 HRGE Education QUIZ

지시 사항

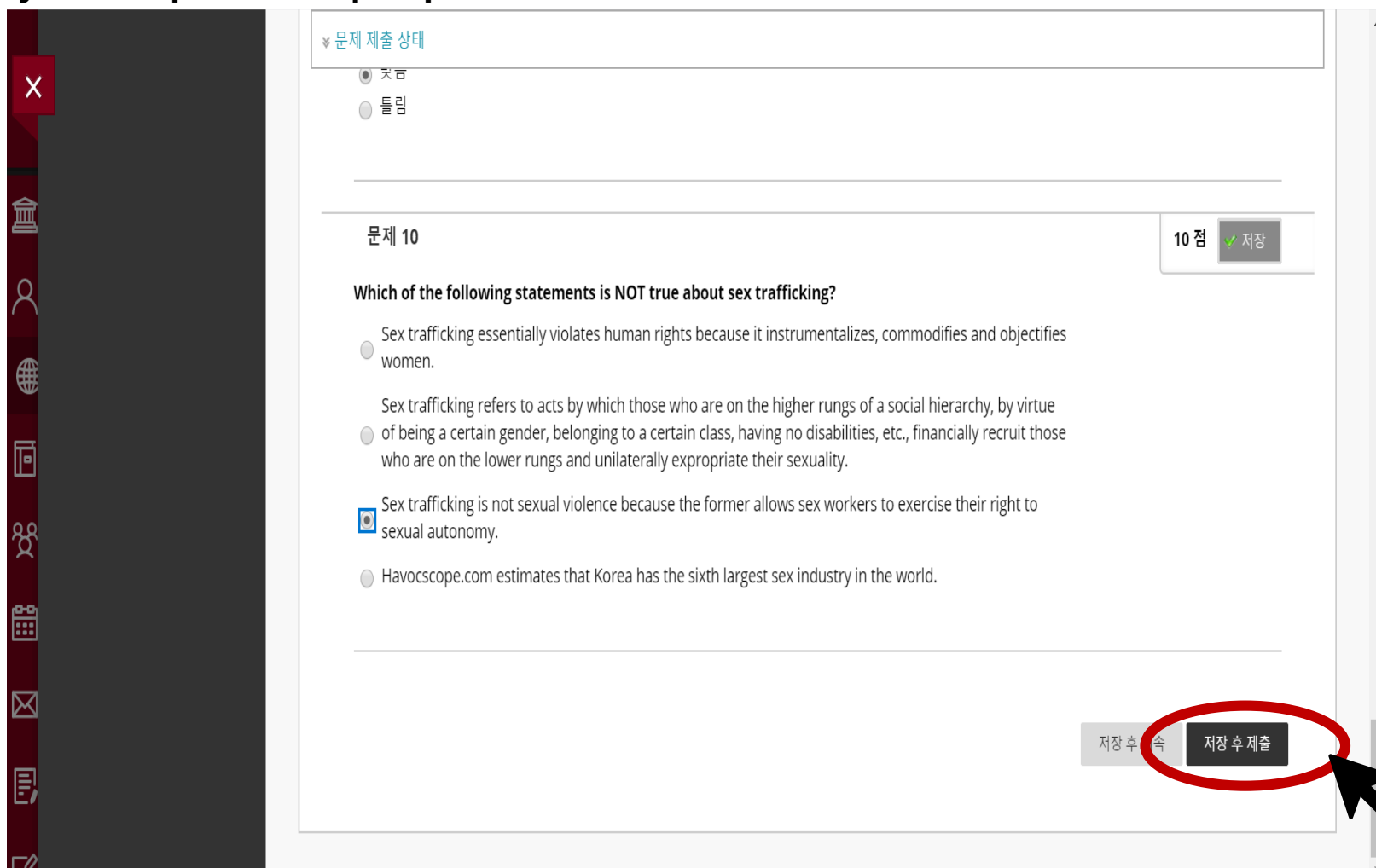
강제 완료
이 시험은 저장했다가 나중에 다시 시작할 수 있습니다.

시스템에 반영하려면 **계속**을 누르십시오.([Step2] 2020 HRGE Education QUIZ). 돌아가려면 **취소**를 누르십시오.

취소 계속

3. How to take a quiz

● If you complete the quiz please Click “저장 후 제출”



✕

문제 제출 상태

☒ 맞음
☐ 틀림

문제 10 10 점 ☒ 저장

Which of the following statements is NOT true about sex trafficking?

☐ Sex trafficking essentially violates human rights because it instrumentalizes, commodifies and objectifies women.

☐ Sex trafficking refers to acts by which those who are on the higher rungs of a social hierarchy, by virtue of being a certain gender, belonging to a certain class, having no disabilities, etc., financially recruit those who are on the lower rungs and unilaterally expropriate their sexuality.

☒ Sex trafficking is not sexual violence because the former allows sex workers to exercise their right to sexual autonomy.

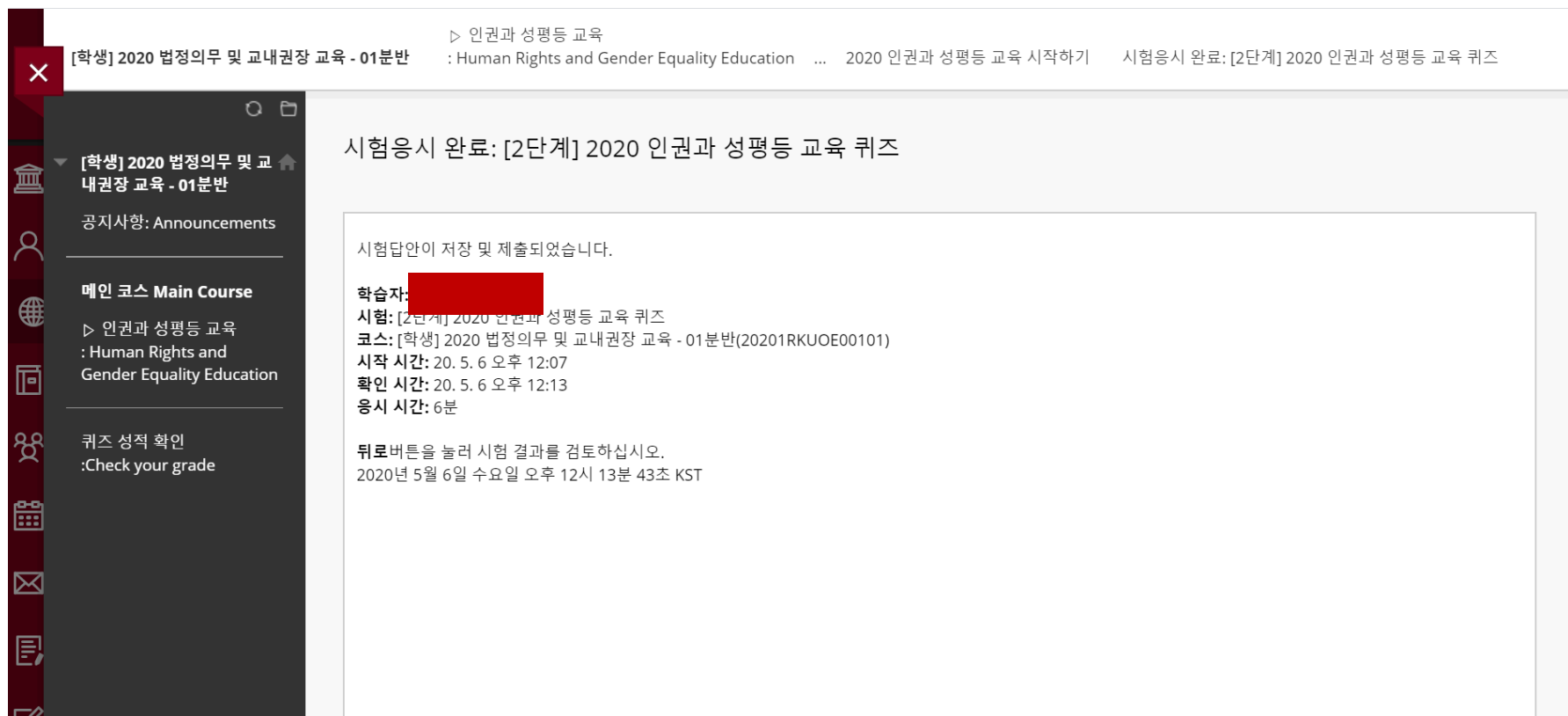
☐ Havocscope.com estimates that Korea has the sixth largest sex industry in the world.

저장 후 ☒ 저장 후 제출

3. How to take a quiz

● Only when you marked a full score (70) from the quiz, '[Step3] 2020 HRGE Education Confirmation course completion' is activated

- [Step3] should be done to register your course completion in KU Portal ★



The screenshot displays the KU Portal interface. On the left is a dark sidebar with navigation icons and text. The main content area is white and shows a confirmation message for a quiz completion.

Left Sidebar:

- [X] [학생] 2020 법정 의무 및 교내권장 교육 - 01분반
- ▶ 인권과 성평등 교육 : Human Rights and Gender Equality Education ... 2020 인권과 성평등 교육 시작하기 시험응시 완료: [2단계] 2020 인권과 성평등 교육 퀴즈
- ▼ [학생] 2020 법정 의무 및 교내권장 교육 - 01분반
- 공지사항: Announcements
- 메인 코스 Main Course
- ▶ 인권과 성평등 교육 : Human Rights and Gender Equality Education
- 퀴즈 성적 확인 : Check your grade

Main Content Area:

시험응시 완료: [2단계] 2020 인권과 성평등 교육 퀴즈

시험답안이 저장 및 제출되었습니다.

학습자: [Redacted]

시험: [2단계] 2020 인권과 성평등 교육 퀴즈

코스: [학생] 2020 법정 의무 및 교내권장 교육 - 01분반(20201RKUOE00101)

시작 시간: 20. 5. 6 오후 12:07

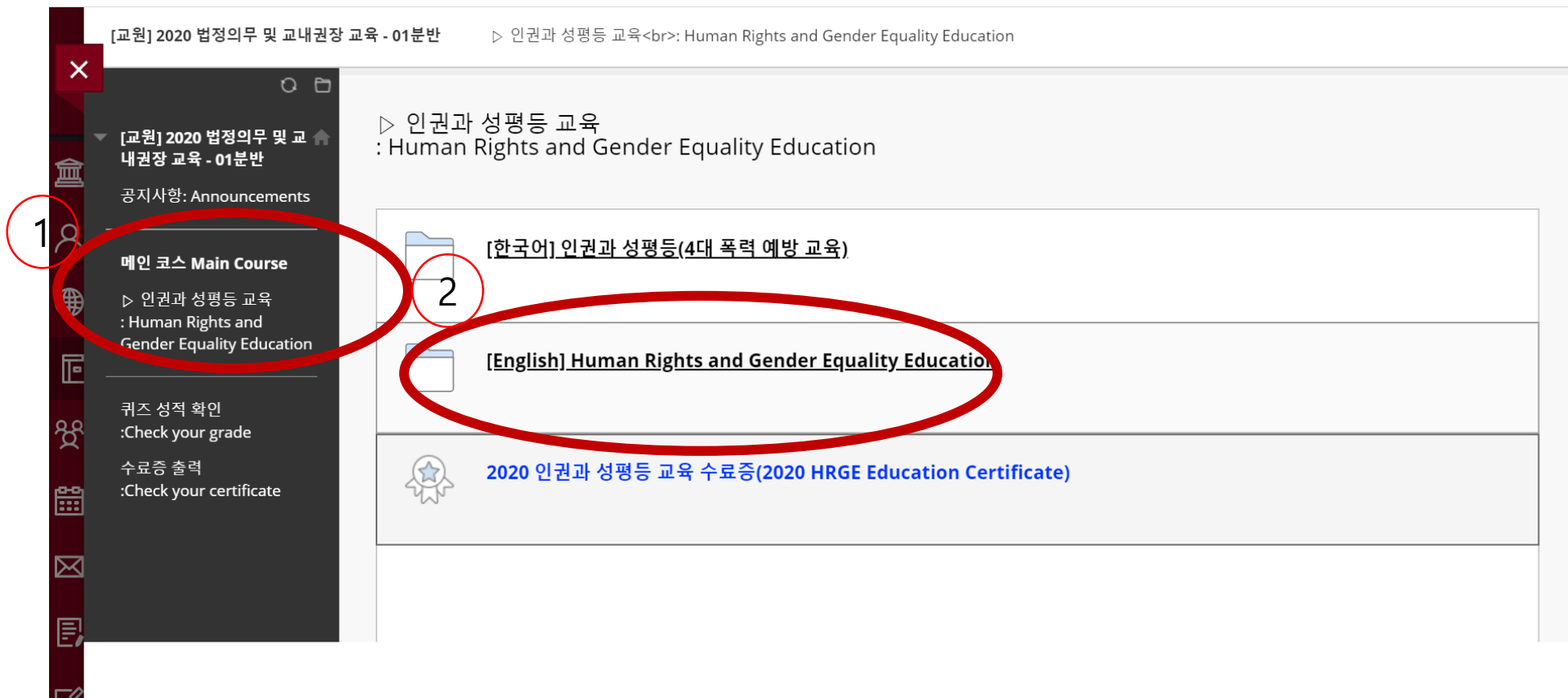
확인 시간: 20. 5. 6 오후 12:13

응시 시간: 6분

뒤로버튼을 눌러 시험 결과를 검토하십시오.
2020년 5월 6일 수요일 오후 12시 13분 43초 KST

4. How to confirm your course completion

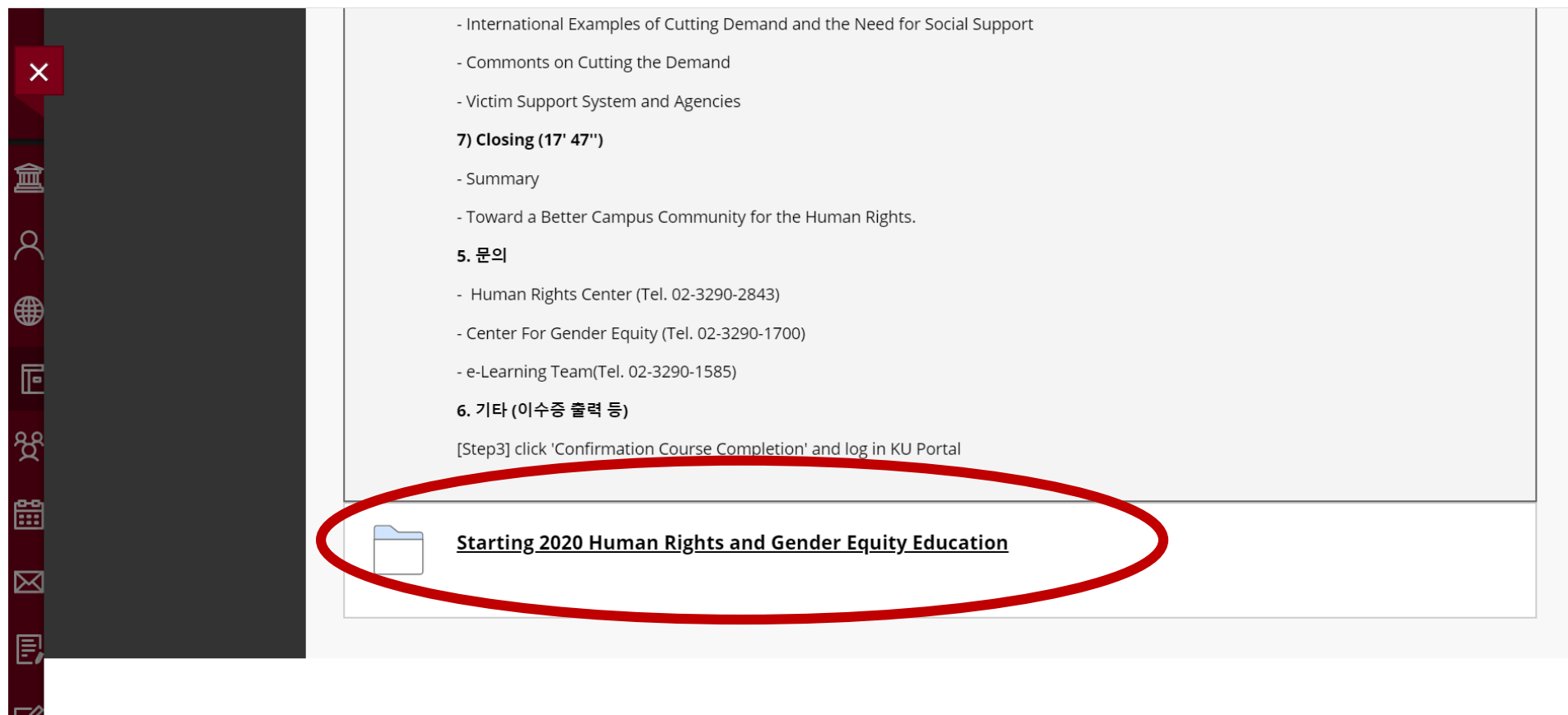
- ① Main Course : Human Rights and Gender Equality Education " Click"
② [English] Human Rights and Gender Equality Education "Click"



The screenshot shows the HRGE Education Portal interface. The left sidebar contains a menu with the following items: [교원] 2020 법정 의무 및 교내권장 교육 - 01분반, 공지사항: Announcements, 메인 코스 Main Course, > 인권과 성평등 교육 : Human Rights and Gender Equality Education, 퀴즈 성적 확인 : Check your grade, and 수료증 출력 : Check your certificate. The main content area displays the title > 인권과 성평등 교육 : Human Rights and Gender Equality Education. Below this, there are three items: [한국어] 인권과 성평등(4대 폭력 예방 교육), [English] Human Rights and Gender Equality Education, and 2020 인권과 성평등 교육 수료증(2020 HRGE Education Certificate). Red circles and numbers highlight the '메인 코스 Main Course' in the sidebar (labeled 1) and the '[English] Human Rights and Gender Equality Education' item in the main content area (labeled 2).

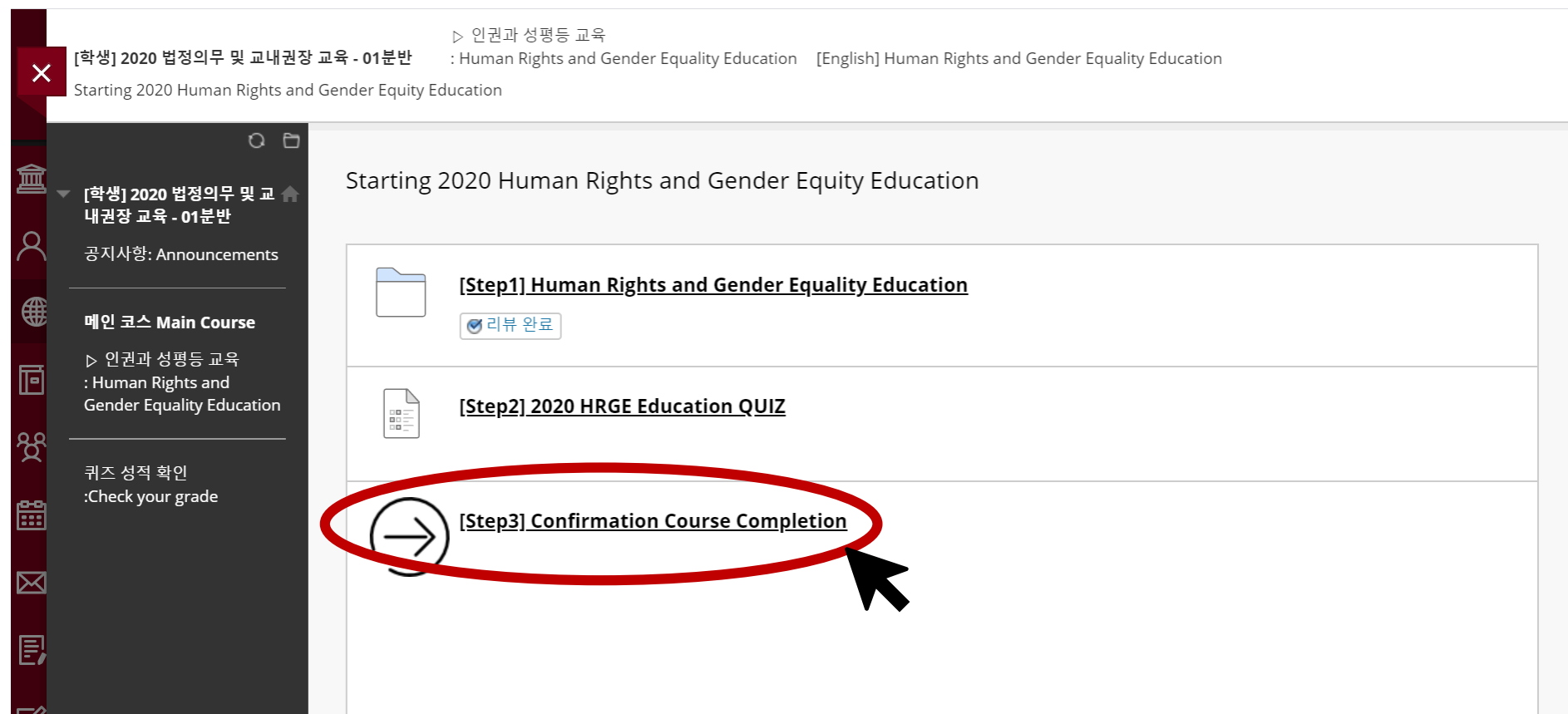
4. How to confirm your course completion

- Scroll down > Starting 2020 Human Rights and Gender Equality Education "Click"



4. How to confirm your course completion

● [step3] Confirmation Course Completion "Click"



The screenshot shows a web interface for the course "Starting 2020 Human Rights and Gender Equity Education". The left sidebar contains navigation links: "[학생] 2020 법정 의무 및 교내권장 교육 - 01분반", "공지사항: Announcements", "메인 코스 Main Course", "인권과 성평등 교육 : Human Rights and Gender Equality Education", and "퀴즈 성적 확인 : Check your grade". The main content area lists three steps: "[Step1] Human Rights and Gender Equality Education" with a "리뷰 완료" button, "[Step2] 2020 HRGE Education QUIZ", and "[Step3] Confirmation Course Completion". The third step is highlighted with a red circle and a black arrow pointing to it.

Starting 2020 Human Rights and Gender Equity Education

[Step1] Human Rights and Gender Equality Education
리뷰 완료

[Step2] 2020 HRGE Education QUIZ

[Step3] Confirmation Course Completion

4. How to confirm your course completion

- Enter your KU Portal ID/PW, and Click "확인"

교육 이수 내역 입력 인증

★ 필수 입력사항

고려대학교 인증

고려대학교 포탈아이디와 비밀번호를 입력하시기 바랍니다.

★ 포탈아이디

★ 비밀번호

계속 진행하려면 확인을 클릭하세요. 이전 단계로 돌아가려면 취소를 클릭하세요.

5. How to print a course certificate

- Check your certificate "Click"



The screenshot displays the user interface of the HRGE Education portal. The top navigation bar includes the text "[교원] 2020 법정 의무 및 교내권장 교육 - 01분반" and "나의 인증모음". The left sidebar contains a menu with the following items: "공지사항: Announcements", "메인 코스 Main Course", "인권과 성평등 교육 : Human Rights and Gender Equality Education", "퀴즈 성적 확인", and "수료증 출력 : Check your certificate". The "수료증 출력 : Check your certificate" option is circled in red, and a black mouse cursor arrow points to it. The main content area, titled "나의 인증모음", shows a user profile placeholder and a list of certificates. The first certificate is titled "2020 인권과 성평등 교육 수료증(2020 HRGE Education Certificate)" and is marked with a green checkmark. Below the certificate list, there are three tabs: "모든 인증", "발급받은 인증", and "미발급 인증".

5. How to confirm your course completion

- Click the print image

The screenshot displays a web interface for checking course completion. On the left is a dark sidebar with navigation icons and text. The main area shows a list of certificates under the heading '나의 인증모음' (My Certificate Collection). A specific certificate for '2020 인권과 성평등 교육' (2020 HRGE Education) is highlighted with a blue border and a checkmark icon. A red circle highlights the print icon on the right side of this certificate, with a black mouse cursor pointing at it.

Top navigation: [교원] 2020 법정 의무 및 교내권장 교육 - 01분반 나의 인증모음

Sidebar menu:

- [교원] 2020 법정 의무 및 교내권장 교육 - 01분반
 - 공지사항: Announcements
 - 메인 코스 Main Course
 - ▶ 인권과 성평등 교육 : Human Rights and Gender Equality Education
 - 퀴즈 성적 확인 : Check your grade
 - 수료증 출력 : Check your certificate

Main content area: 나의 인증모음

Buttons: 모든 인증, 발급받은 인증, 미발급 인증

Certificate details (highlighted):

- 2020 인권과 성평등 교육 수료증(2020 HRGE Education Certificate)



THE END

Thank you